

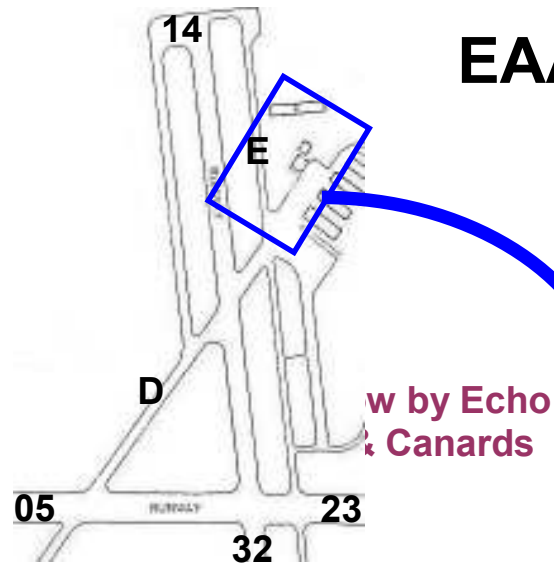
EAA106 hanger area - RV & Canard Parking

(note: All non-(RV or Canard) aircraft – Other homebuilts MAY be able to park in front of the tan hangars (ask fly-in crew) – All others, including certified, please park in the North Ramp tie-down area)

After Landing –

- 1) Please tell tower you are going to the EAA Fly-In
- 2) AFTER you have been released by LWM Ground Control

Contact Flv-In Ground Crew on: **123.45** as you near fly-in area



W by Echo & Canards

STATIC DISPLAY AREA

Directly in front of EAA106 hanger.

NOTE:

NO SHUT-DOWNS or START-UPS in static display area ! (pls WALK)

If possible, please arrive 8 - 9:00 am
SEMINARS start at 9am

RV ACTIVE AREA

Parking is located BEFORE you reach the EAA106 hanger – on the ramp south of the EAA106 hanger.

If you plan on giving rides (PRIVATE arrangement, not part of EAA106) or not staying very long, please park in the active area near junction of DELTA & ECHO.

CANARD AREA

Parking is down "ECHO" and turn right or if full, park in grass to right off Echo.

NON RVs & NON-CANARDS:

Please park in the North Ramp area

Lawrence (LWM)

TOWER: 119.25

ATIS: 126.75

GROUND: 124.3

FLY-IN: 123.45

Other Homebuilts

may be able to park here (space permitting)

Area in front of tan hangars may also serve as Overflow (RVs & Canards)

RV overflow parking on GRASS

Dbi WHITE Hangar

WHITE Hangar

EAA106 Hanger

AIRCRAFT STATIC DISPLAY AREA

RV Active Area

RV Parking Area

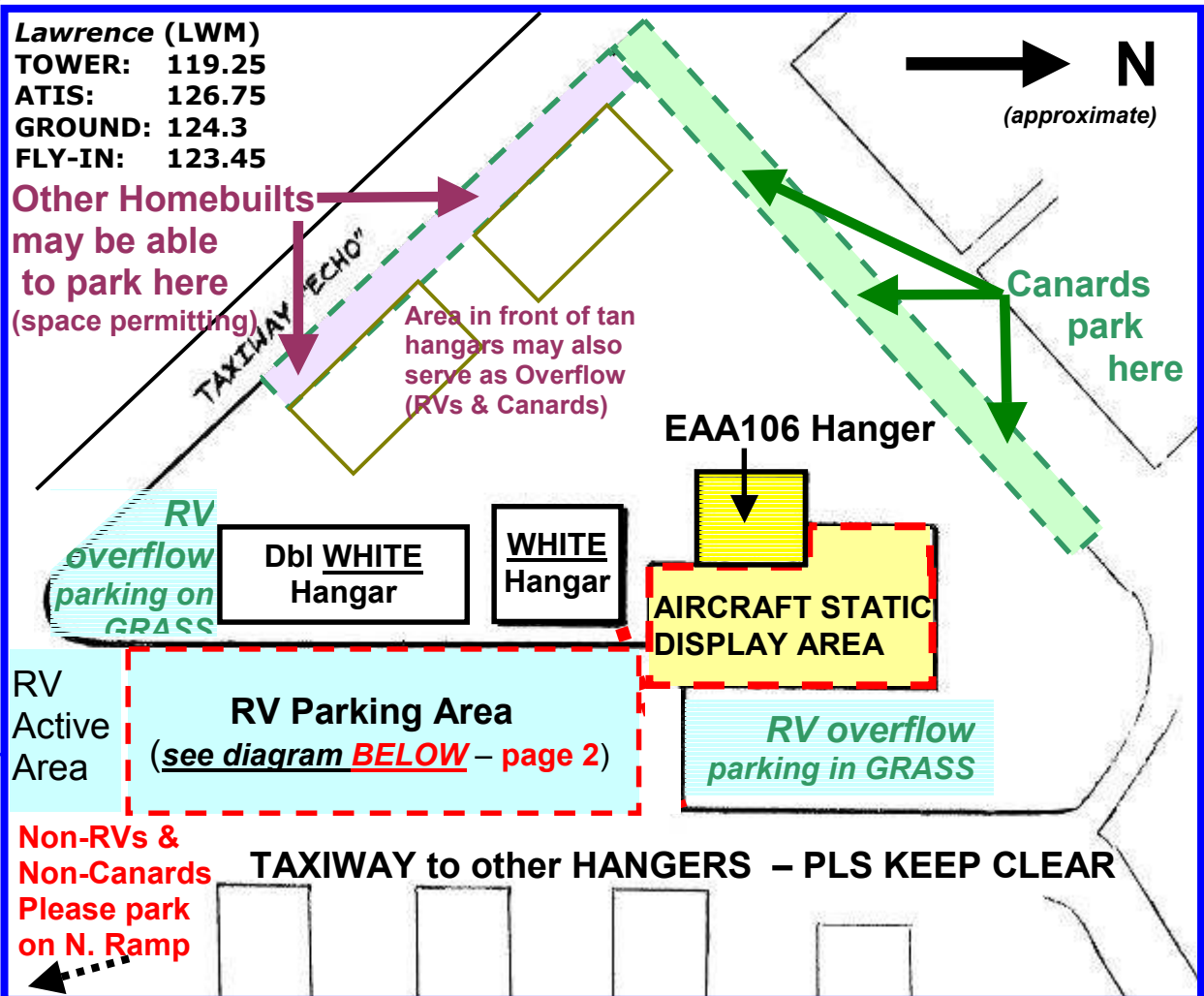
(see diagram **BELOW** – page 2)

RV overflow parking in GRASS

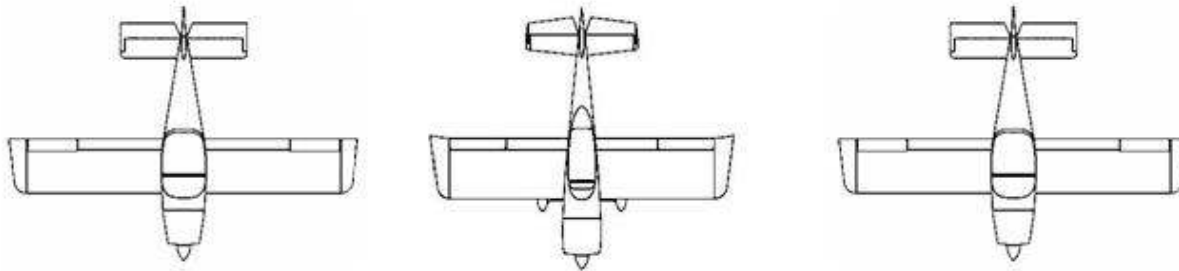
Non-RVs & Non-Canards Please park on N. Ramp

TAXIWAY to other HANGERS – PLS KEEP CLEAR

RV AIRCRAFT PILOTS – PLEASE SEE PAGE 2 !!!



WHITE Hangers (West side of taxiway DELTA)



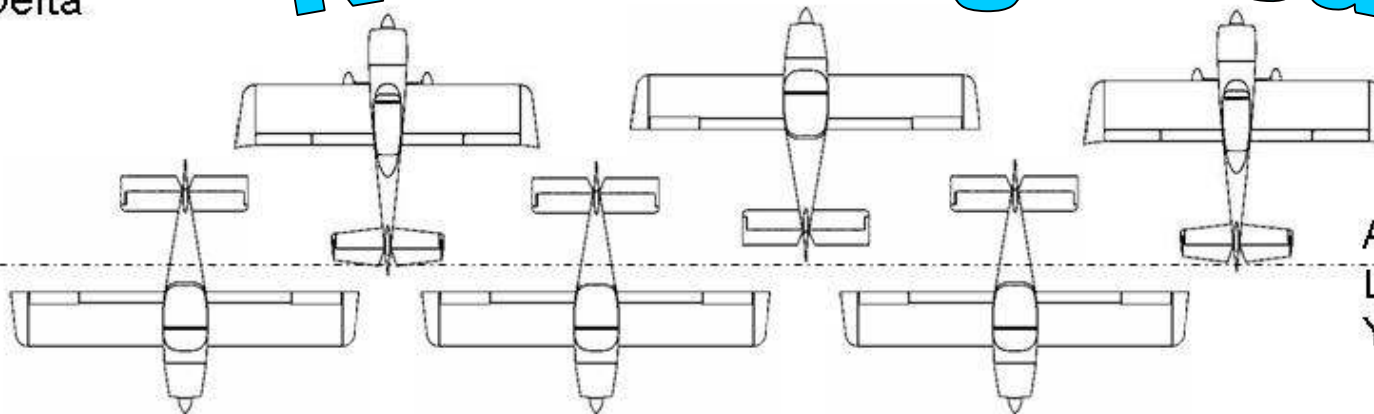
“DOTS” have been painted where your RV nose (or nose-wheel if -A model RV) should be. This spacing has worked for multiple years.



Parking on North End of Taxiway Delta

Taxi Lane (~30' wide, not to scale)

RV Parking Area



Approximate Location of Yellow Centerline



To Runways

Taxi Lane (~50' wide, not to scale)

T-Hangers

T-Hangers